

CERTIFICATE OF ANALYSIS

PRODUCT NAME: CBD Softgels with Curcumin
PRODUCT STRENGTH: 25 mg CBD / 10 mg Curcumin
FILL LOT NUMBER: 2017601
BEST BY DATE: 12/24/2021
SOFTGEL LOT NUMBER: GC32519-07

Click on the links to view third-party reports

Physical Attributes

Test	Method	Specification	Results
Color	SOP-100	Bright Red to Pink	PASS
Odor	SOP-100	N/A	PASS
Appearance	SOP-100	Dry, ovoid softgel capsules in container with lid and shrinkband	PASS
Primary Package Eval.	SOP-132	Container clean and free of filth. Container caps tight and shrink band intact	PASS
Secondary Package Eval.	SOP-132	Labeling Compliance Checked, Cartons sturdy and clean. Sufficient cushion material exists. Box taped and secure.	PASS

Review of Third-Party Analysis

Panel	Method	Specification	Results	Pass/Fail
Potency - Total CBD	SOP-111	23.75-31.25 mg CBD LOQ**: 10 PPM† (0.001%)	29.4mg	PASS
Potency - D9-THC	SOP-111	None Detected LOQ: 10 PPM (0.001%)	ND	PASS
Compliant Pesticide Panel	SOP-111	WIP-100008 : Product specification for Tinctures, Oregon Action limits apply	ND	PASS
Microbial - Stec E.Coli	SOP-111	Complies with USP 61/62	≥LOD	PASS
Microbial - Salmonella	SOP-111	Complies with USP 61/62	≥LOD	PASS
Microbial - Yeast/Mold	SOP-111	Complies with USP 61/62	≥LOD	PASS
CA Compliant Heavy Metal Panel	SOP-111	Arsenic (As): ≤1.5 PPM Cadmium (Cd): ≤0.5 PPM Mercury (Hg): ≤1.0 PPM Lead (Pb): ≤0.5 PPM	ND	PASS

* Level of Quantitation, † Parts Per Million

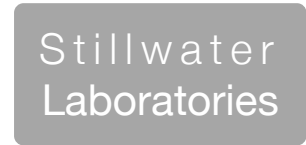
Quality Certified by: Darcie Moran 07/1/2020
 Darcie Moran Date
 Manager of Quality Assurance

Curcumin Softgel C32519-07

Certificate of Analysis



total cannabinoids	Δ^9 -THC	THCa	total THC
29.7 mg	0 mg	0 mg	0 mg
per capsule	CBD	CBDa	total CBD
	29.4 mg	0 mg	29.4 mg



<https://portal.a2la.org/scopepdf/4961-01.pdf>

Sample Handling

edible

test ID	sample wt	1.9 g
type	edible	order 6866
lab ID	OCS30	sample date 3/20/2020
unit	capsule	unit weight 0.5 g

Methods

	method	equipment
weights	MSP-7.3.1.3	AUX120.1
potency	MSP-7.5.1.5	LC-2030
terpenes	MSP-7.5.1.7	QP2020/HS20
pesticides	MSP-7.5.1.8	LC-8060
mycotoxins	MSP-7.5.1.8	LC-8060
microbial	MSP-7.5.1.9	Hardy Diag
solvents	MSP-7.5.1.6	QP2020/HS20
metals	MSP-7.5.1.1	ICPMS2030



Potency	per capsule	estimated error	Terpenes	%	estimated error	%	estimated error	%	estimated error
tetrahydrocannabinolic acid (THCa)	0%	0 mg ± 0.01 mg	terpenes not tested / not required						
Δ^9 -tetrahydrocannabinol (Δ^9 THC)	0%	0 mg ± 0.01 mg							
Δ^8 -tetrahydrocannabinol (Δ^8 THC)	0%	0 mg ± 0.01 mg							
tetrahydrocannabivarin (THCv)	0%	0 mg ± 0.01 mg							
cannabidiolic acid (CBDa)	0%	0 mg ± 0.01 mg							
cannabidiol (CBD)	5.88%	29.4 mg ± 0.13 mg							
cannabidivarin (CBDv)	0%	0 mg ± 0.01 mg							
cannabigerolic acid (CBGa)	0%	0 mg ± 0.01 mg							
cannabigerol (CBG)	.06%	.3 mg ± 0.02 mg							
cannabinol (CBN)	0%	0 mg ± 0.01 mg							
cannabichromene (CBC)	0%	0 mg ± 0.01 mg							

Solvents	MT limit	OCS30	LOQ	Pesticides (MT)	MT limit	OCS30	LOQ	Pesticides (other)	OCS30	LOQ
----------	----------	-------	-----	-----------------	----------	-------	-----	--------------------	-------	-----

solvents
not tested / not required

SEE NEXT PAGE

Toxic Metals	MT limit	OCS30	LOQ
arsenic	2 ppm	0.0 ppm	<10ppb
cadmium	4.1 ppm	0.0 ppm	<10ppb
lead	1.2 ppm	0.0 ppm	<10ppb
mercury	0.4 ppm	0.0 ppm	<10ppb

Microbial	MT limit	OCS30	LOQ
<i>E. coli</i>	10 CFU	0 CFU	<10 CFU/g
Salmonella sp.	10 CFU	0 CFU	<10 CFU/g
molds	10000 CFU	0 CFU	<10k CFU/g

Comments

• All testing was completed onsite at 6073 US93N, Olney MT •• Potency (cannabinoid concentration) is calculated from the equation: [cannabinoid] = [cannabinoid]_{HPLC} x volume_{dilution}/m_{dry}. Terpene concentration is calculated from the equation: [terpene] = (terpene mass)_{GCMS} / m_{dry}. ••• Decarboxyted cannabinoid concentration is calculated from the equation XXX_{total} = 0.877 x XXX_a + XXX •••• Standards are used to calibrate the resulting data and estimate error using a standard estimate of error method; this is combined with error from weighing and dilution using the propagation of error formula s_g² = Σ(∂f/∂i)²s_i² where i is the contributor to error. The 95% confidence range is calculated from the equation: (concentration) ± t_{CL90} x s_g. Sampling error is not

Certified by:

Justin M Johnston
Deputy Director
6073 US93N, Olney MT 59927
406-881-2019 rdb@stlmlabs.com

Methods	SOP ID	equipment	Comments	Pesticides	result	limit	LOD	LOQ	error	pass/fail
potency	MSP-7.5.1.5	LC-2030		Abamectin	ND	0.3 ppm	0.008	0.023	±0.023 ppm	P
terpenes	MSP-7.5.1.7	QP2020/HS20		Acephate	ND	5.0 ppm	0.008	0.024	±0.024 ppm	P
solvents	MSP-7.5.1.6	QP2020/HS20		Acequinocyl	ND	4.0 ppm	0.007	0.021	±0.021 ppm	P
pesticides	MSP-7.5.1.8	LC-8060		Acetamiprid	ND	5.0 ppm	0.002	0.006	±0.006 ppm	P
mycotoxins	MSP-7.5.1.8	LC-8060		Aldicarb	ND	0.0 ppm	0.002	0.007	±0.007 ppm	P
microbial	MSP-7.5.1.9	Hardy Diag		Azoxystrobin	ND	40.0 ppm	0.002	0.007	±0.007 ppm	P
metals	MSP-7.5.1.10	ICPMS2030		Bifenazate	ND	5.0 ppm	0.002	0.005	±0.005 ppm	P

Mycotoxins	result	limit	LOD	LOQ	error	pass/fail
Ochratoxin A	ND	20 ppb	0.5	1.4	±1.4 ppb	P
Aflatoxin B1B2G1G2	ND	20 ppb	0.5	1.4	±1.4 ppb	P

Microbial	result	limit	LOD	LOQ	error	pass/fail
NOT REQUIRED						

Metals	result	limit	LOD	LOQ	error	pass/fail
NOT REQUIRED						

Residual Solvents	result	limit	LOD	LOQ	error	pass/fail
NOT REQUIRED						

• All testing was completed onsite at 6073 US93N, Olney MT • Potency (cannabinoid concentration) is calculated from the equation: [cannabinoid] = [cannabinoid]_{HPLC} x volume_{dilution}/m_{dry}. Terpene concentration is calculated from the equation: [terpene] = (terpene mass)_{GCMS} / m_{dry}. • • • • Decarboxyted cannabinoid concentration is calculated from the equation XXX_{total} = 0.877 x XXXa + XXX • • • • Standards are used to calibrate the resulting data and estimate error using a standard estimate of error method; LOD is the limit of detection (3.3s), LOQ is the limit of quantification (3xLOD), and experimental error is calculated from weighing, dilution, and interpolation error using the formula s_g² = Σ(∂f/∂i)²s_i² where i is the contributor to error. The 95% confidence range is calculated from the equation: (concentration) ± t_{CL90} x S_g. Sampling error is not considered in error calculations. ND = not detected (< LOD), NT = not tested, P = pass, F = fail, NL = no limit, NA = not applicable.

Certified by:



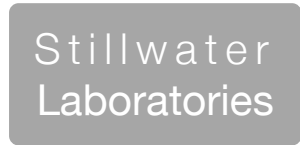
Justin M Johnston
Deputy Director

Stillwater Laboratories Inc.
MT License L0001, L0007
6073 US93N Suite 5
Olney MT 59927
406-881-2019

<https://portal.a2la.org/scopepdf/4961-01.pdf>

Printed 3/26/2020 11:22 AM

Boscalid	ND	10.0 ppm	0.022	0.067	±0.067 ppm	P
Captan	NT	5.0 ppm				NA
Carbaryl	ND	0.5 ppm	0.009	0.027	±0.027 ppm	P
Carbofuran	ND	0.0 ppm	0.002	0.005	±0.005 ppm	P
Chloanthraniliprole	ND	40.0 ppm	0.021	0.064	±0.064 ppm	P
Chlordane	NT	0.0 ppm				NA
Chlorfenapyr	ND	0.0 ppm	0.006	0.017	±0.017 ppm	P
Chloromequat	ND	0.0 ppm	0.008	0.025	±0.025 ppm	P
Chlorpyrifos	ND	0.0 ppm	0.044	0.133	±0.133 ppm	P
Clofentezine	ND	0.5 ppm	0.008	0.024	±0.024 ppm	P
Coumaphos	ND	0.0 ppm	0.006	0.017	±0.017 ppm	P
Cyfluthrin	ND	1.0 ppm	0.008	0.024	±0.024 ppm	P
Cypermethrin	ND	1.0 ppm	0.006	0.017	±0.017 ppm	P
Daminozide	ND	0.0 ppm	0.030	0.091	±0.091 ppm	P
Dichlorvos	ND	0.0 ppm	0.016	0.047	±0.047 ppm	P
Diazinon	ND	0.2 ppm	0.001	0.004	±0.004 ppm	P
Dimethoate	ND	0.0 ppm	0.002	0.007	±0.007 ppm	P
Dimethomorph	NT	20.0 ppm				NA
Ethoprop	ND	0.0 ppm	0.003	0.008	±0.008 ppm	P
Ethoprop	ND	0.0 ppm	0.003	0.008	±0.008 ppm	P
Etoxazole	ND	1.5 ppm	0.004	0.012	±0.012 ppm	P
Fenhexamid	NT	10.0 ppm				NA
Fenoxycarb	ND	0.0 ppm	0.004	0.012	±0.012 ppm	P
Fenpyroximate	ND	2.0 ppm	0.001	0.004	±0.004 ppm	P
Fipronil	ND	0.0 ppm	0.008	0.024	±0.024 ppm	P
Flonicamid	ND	2.0 ppm	0.108	0.323	±0.323 ppm	P
Fludioxonil	ND	30.0 ppm	0.007	0.021	±0.021 ppm	P
Hexythiazox	ND	2.0 ppm	0.010	0.031	±0.031 ppm	P
Imazalil	ND	0.0 ppm	0.007	0.021	±0.021 ppm	P
Imidacloprid	ND	3.0 ppm	0.001	0.004	±0.004 ppm	P
Kresoxym Methyl	NT	0.0 ppm				NA
Malathion	ND	5.0 ppm	0.006	0.017	±0.017 ppm	P
Metalaxyl	ND	15.0 ppm	0.008	0.025	±0.025 ppm	P
Methiocarb	ND	0.0 ppm	0.004	0.012	±0.012 ppm	P
Methomyl	ND	0.1 ppm	0.006	0.019	±0.019 ppm	P
Methyl parathion	ND	0.0 ppm	0.001	0.003	±0.003 ppm	P
Mevinphos	ND	0.0 ppm	0.006	0.017	±0.017 ppm	P
Myclobutanil	ND	9.0 ppm	0.001	0.003	±0.003 ppm	P
Naled	ND	0.5 ppm	0.006	0.017	±0.017 ppm	P
Oxamyl	ND	0.2 ppm	0.002	0.007	±0.007 ppm	P
Paclobotrazol	ND	0.0 ppm	0.003	0.009	±0.009 ppm	P
PCNB	NT	0.2 ppm				NA
Permethrin	ND	20.0 ppm	0.011	0.033	±0.033 ppm	P
Phosmet	ND	0.2 ppm	0.003	0.010	±0.010 ppm	P
Piperonylbutoxide	ND	8.0 ppm	0.011	0.033	±0.033 ppm	P
Prallethrin	ND	0.4 ppm	0.004	0.012	±0.012 ppm	P
Propiconazole	ND	20.0 ppm	0.004	0.012	±0.012 ppm	P
Propoxur	ND	0.0 ppm	0.006	0.019	±0.019 ppm	P
Pyrethrin	ND	1.0 ppm	0.003	0.008	±0.008 ppm	P
Pyridaben	ND	3.0 ppm	0.001	0.003	±0.003 ppm	P
Spinetoram	ND	3.0 ppm	0.004	0.011	±0.011 ppm	P
Spinosad	ND	3.0 ppm	0.007	0.022	±0.022 ppm	P
Spiromesifen	ND	12.0 ppm	0.003	0.010	±0.010 ppm	P
Spiromesifen	ND	12.0 ppm	0.003	0.010	±0.010 ppm	P
Spiromesifen	ND	12.0 ppm	0.003	0.010	±0.010 ppm	P
Spirotetramat	ND	13.0 ppm	0.003	0.008	±0.008 ppm	P
Spiroxamine	ND	0.0 ppm	0.001	0.003	±0.003 ppm	P
Tebuconazole	ND	2.0 ppm	0.005	0.016	±0.016 ppm	P
Thiacloprid	ND	0.1 ppm	0.001	0.003	±0.003 ppm	P
Thiamethoxam	ND	4.5 ppm	0.003	0.010	±0.010 ppm	P
Trifloxystrobin	ND	30.0 ppm	0.002	0.007	±0.007 ppm	P




https://portal.a2la.org/scopepdf/4961-01.pdf

Sample Handling

test ID sample date 6/29/20 5:13 PM
 order 7680 labID 0FW42 weight 18.4 g
 source

Methods	method	equipment
weights	MSP-7.3.1.3	AUX120.1
potency	MSP-7.5.1.5	LC-2030
terpenes	MSP-7.5.1.7	QP2020/HS20
pesticides	MSP-7.5.1.8	LC-8060
mycotoxins	MSP-7.5.1.8	LC-8060
microbial	MSP-7.5.1.9	Hardy Diag
solvents	MSP-7.5.1.6	QP2020/HS20
metals	MSP-7.5.1.10	ICPMS2030

capsule



Potency	%	estimated error	Terpenes	%	estimated error	%	estimated error	%	estimated error
---------	---	-----------------	----------	---	-----------------	---	-----------------	---	-----------------

potency
not tested

terpenes
not tested / not required

Solvents	MT limit	0FW42	LOQ	Pesticides (MT)	MT limit	0FW42	LOQ	Pesticides (other)	0FW42	LOQ
----------	----------	-------	-----	-----------------	----------	-------	-----	--------------------	-------	-----

solvents
not tested / not required

pesticides
not tested / not required

not tested /
not required

Toxic Metals	MT limit	0FW42	LOQ
--------------	----------	-------	-----

metals
not tested / not required

Microbial	MT limit	0FW42	LOQ
<i>E. coli</i>	10 CFU	0 CFU	<10 CFU/g
<i>Salmonella</i> sp.	10 CFU	0 CFU	<10 CFU/g
molds	10000 CFU	0 CFU	<10k CFU/g

Comments

• All testing was completed onsite at 6073 US93N, Olney MT •• Potency (cannabinoid concentration) is calculated from the equation: [cannabinoid] = [cannabinoid]_{HPLC} x volume_{dilution} / m_{dry}. Terpene concentration is calculated from the equation: [terpene] = (terpene mass)_{GCMS} / m_{dry}. ••• Decarboxyted cannabinoid concentration is calculated from the equation XXX_{total} = 0.877 x XXX_a + XXX •••• Standards are used to calibrate the resulting data and estimate error using a standard estimate of error method; this is combined with error from weighing and dilution using the propagation of error formula S_g² = Σ (∂f/∂i)² s_i² where i is the contributor to error. The 95% confidence range is calculated from the equation: (concentration) ± t_{CL90} x S_g. Sampling error is not

Certified by:

Kyle Larson, MSc (Biology)
 Deputy Director
 6073 US93N, Olney MT 59927
 406-881-2019 rdb@stwlabs.com

Printed 7/2/2020 1:16 PM